




Wood Shutters Direct

phone: 201-531-0016 fax: 201-531-0017

www.woodshuttersdirect.com

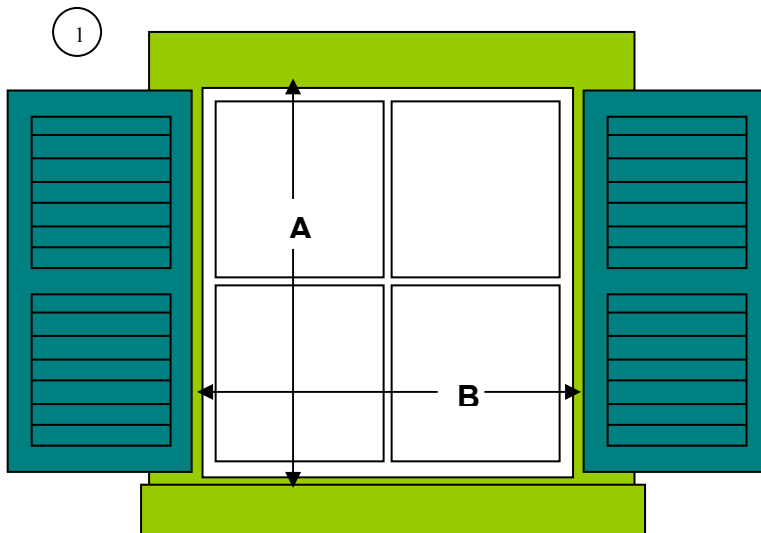
49 Wadsworth Street Wallington, NJ 07057



Measurement Guide

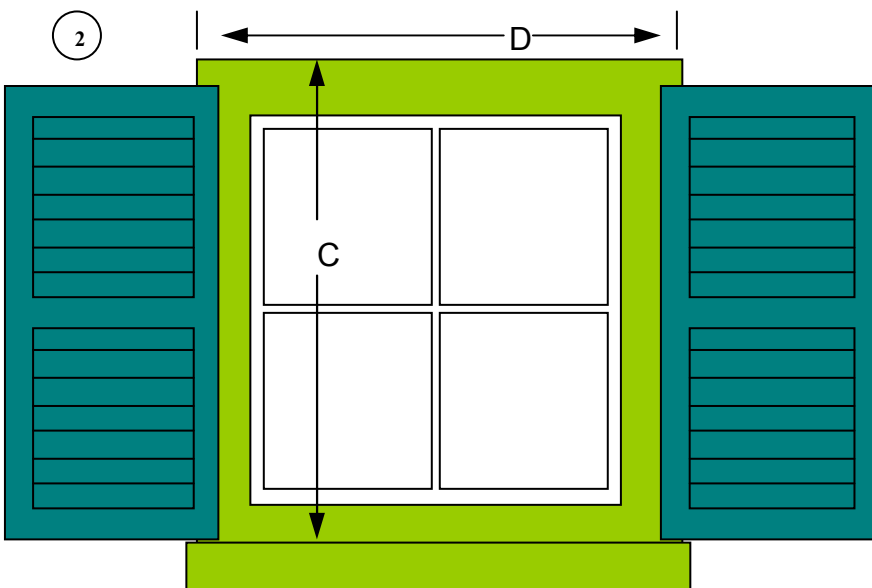
What to measure:

This depends on how you want your shutters to look. Look at the two pictures below to see two different ways to measure your shutters. Both will look great, it is simply a personal preference.



For this installation, the height of the shutters is about $\frac{1}{4}$ " less than the distance from the top sash to the bottom sash (A). The width is about $\frac{1}{4}$ " less than half the width of the distance from the left sash to the right sash (B)

The common alternative is this:



In this case, for the height you measure from the top of the bottom sash to the top of the trim (C). Subtract 1 inch and that is your shutter height. For the width, measure from the outside edges of the trim pieces (D), then divide by 2 and subtract 1 inch.